

# Expressing Feelings



Everyone expresses feelings in different ways.

When some people get angry, they yell—  
but yelling can make other people feel sad.

There are things you can do when you're  
angry that don't make someone else feel bad.



You can squeeze a pillow or  
do jumping jacks instead.

It is good to talk  
about how you feel.




How do you look when  
you're surprised? Draw it.

How do you look when  
you're tired? Draw it.




Put an X in the box next to the feeling that matches the picture.



surprised       angry  
 excited       sad



surprised       angry  
 excited       sad



surprised       angry  
 excited       sad



surprised       angry  
 excited       sad

How many of these good deeds have you done? Draw a star on each one that you've done this week.

help a family member	recycle 	volunteer	 make your bed	cheer someone up
help an animal 	bake someone a treat	help a teacher	clean your room	 help a teammate
give someone a hug	 help make dinner	hold the door for someone	donate your old toys 	make someone smile
do the dishes 	raise money for charity	clear the table	give a compliment	take care of someone smaller than you
be nice to someone who is lonely	say thank you	 plant a flower	talk to an old friend	pick up trash on the ground 

How many stars did you get? \_\_\_\_\_

How can you earn a star today?

\_\_\_\_\_

Dr. Seuss  
**WORKBOOKS**

A COMPLETE LEARNING WORKBOOK WITH **300+ ACTIVITIES!**

Dr. Seuss Workbook  
**PRESCHOOL**

Ages  
3-5

A COMPLETE LEARNING WORKBOOK WITH **300+ ACTIVITIES!**

Dr. Seuss Workbook  
**KINDERGARTEN**

Ages  
5-6

COMPLETE LEARNING WITH **260+ ACTIVITIES!**

Dr. Seuss Workbook  
**GRADE 1**

COMPLETE LEARNING WITH **260+ ACTIVITIES!**

Dr. Seuss Workbook  
**GRADE 2**

**Skills Include:**


- Spelling & Phonics
- Reading
- Writing
- Basic Math
- Science
- Exploring Emotions

**PLUS  
REWARD  
STICKERS!**

**Skills Include:**

- Spelling & Grammar
- Writing
- Reading
- Math
- Science
- Exploring Emotions

**PLUS  
REWARD  
STICKERS!**



**Looking for more?**  
Get hundreds of activities in  
the full Dr. Seuss workbooks.




Draw lines to connect the things that rhyme.



grin



cup




pig



pin



pup



fig

Draw a line to connect the words that rhyme.  
*Remember: A letter E at the end of a word changes the sound of other vowels.*



win

bit

kite

cube

car

cub

tub

bar

fine

fin

kit

mine

care

bare

tube


bite

# Rhyme Time

Complete the rhyming words by adding the missing letters.




\_\_\_ ee




\_\_\_ ey



\_\_\_ ox



\_\_\_ ox




\_\_\_ at



\_\_\_ at



\_\_\_ ar



\_\_\_ ar

Dr. Seuss  
**WORKBOOKS**

A COMPLETE LEARNING WORKBOOK WITH **300+ ACTIVITIES!**

Dr. Seuss Workbook  
**PRESCHOOL**

Ages  
3-5

A COMPLETE LEARNING WORKBOOK WITH **300+ ACTIVITIES!**

Dr. Seuss Workbook  
**KINDERGARTEN**

Ages  
5-6

COMPLETE LEARNING WITH **260+ ACTIVITIES!**

Dr. Seuss Workbook  
**GRADE 1**

COMPLETE LEARNING WITH **260+ ACTIVITIES!**

Dr. Seuss Workbook  
**GRADE 2**

**Skills Include:**


- Spelling & Phonics
- Reading
- Writing
- Basic Math
- Science
- Exploring Emotions

**PLUS  
REWARD  
STICKERS!**

**Skills Include:**

- Spelling & Grammar
- Writing
- Reading
- Math
- Science
- Exploring Emotions

**PLUS  
REWARD  
STICKERS!**




**Looking for more?**  
Get hundreds of activities in  
the full Dr. Seuss workbooks.






Color every diamond purple. Color every oval green.  
Color every pentagon yellow. Color every hexagon red.




Find four shapes hidden in the picture and color them.

Count the number of sides and corners for each shape you find.

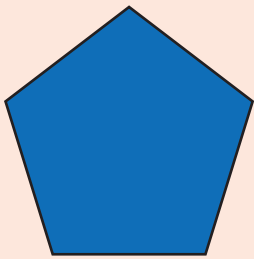


# Polygons

We've seen shapes with two sides and shapes with three and four. Let's learn the names of shapes that have even more!

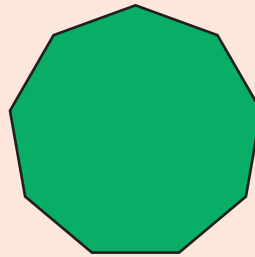


Write the number of sides each shape has.




Pentagon

\_\_\_\_\_



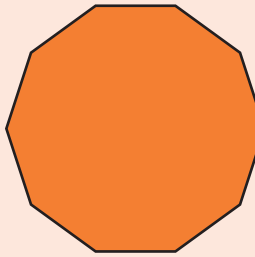
Nonagon

\_\_\_\_\_



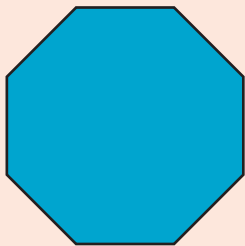
Hexagon

\_\_\_\_\_



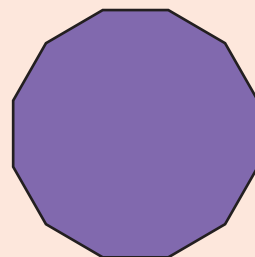
Decagon

\_\_\_\_\_



Octagon

\_\_\_\_\_



Dodecagon

\_\_\_\_\_

Dr. Seuss  
**WORKBOOKS**

A COMPLETE LEARNING WORKBOOK WITH **300+ ACTIVITIES!**

Dr. Seuss Workbook  
**PRESCHOOL**

Ages  
3-5

A COMPLETE LEARNING WORKBOOK WITH **300+ ACTIVITIES!**

Dr. Seuss Workbook  
**KINDERGARTEN**

Ages  
5-6

COMPLETE LEARNING WITH **260+ ACTIVITIES!**

Dr. Seuss Workbook  
**GRADE 1**

COMPLETE LEARNING WITH **260+ ACTIVITIES!**

Dr. Seuss Workbook  
**GRADE 2**

**Skills Include:**

- Spelling & Phonics
- Reading
- Writing
- Basic Math
- Science
- Exploring Emotions

**PLUS  
REWARD  
STICKERS!**

**Skills Include:**

- Spelling & Grammar
- Writing
- Reading
- Math
- Science
- Exploring Emotions

**PLUS  
REWARD  
STICKERS!**



**Looking for more?**  
Get hundreds of activities in  
the full Dr. Seuss workbooks.



Count by 10s. Color each tenth number **red**.

1 2 3 4 5 6

7 8 9 10 11 12

13 14 15 16 17 18

19 20 21 22 23 24

25 26 27 28 29 30

Connect the dots, counting by 10s.  
What do you see?




## Skip Counting



How many red clocks do you see? How many blue clocks?  
Count by fives and write the number of each.

\_\_\_\_\_ red clocks

\_\_\_\_\_ blue clocks



# Skip Counting: Hundreds



We can count even faster if we count by hundreds!

Color every hundredth number.

10	20	30	40	50	60
70	80	90	100	110	120
130	140	150	160	170	180
190	200	210	220	230	240
250	260	270	280	290	300
310	320	330	340	350	360
370	380	390	400	410	420
430	440	450	460	470	480
490	500	510	520	530	540
550	560	570	580	590	600



Dr. Seuss  
**WORKBOOKS**

A COMPLETE LEARNING WORKBOOK WITH **300+ ACTIVITIES!**

Dr. Seuss Workbook  
**PRESCHOOL**

Ages  
3-5

A COMPLETE LEARNING WORKBOOK WITH **300+ ACTIVITIES!**

Dr. Seuss Workbook  
**KINDERGARTEN**

Ages  
5-6

COMPLETE LEARNING WITH **260+ ACTIVITIES!**

Dr. Seuss Workbook  
**GRADE 1**

COMPLETE LEARNING WITH **260+ ACTIVITIES!**

Dr. Seuss Workbook  
**GRADE 2**

**Skills Include:**


- Spelling & Phonics
- Reading
- Writing
- Basic Math
- Science
- Exploring Emotions

**PLUS  
REWARD  
STICKERS!**

**Skills Include:**

- Spelling & Grammar
- Writing
- Reading
- Math
- Science
- Exploring Emotions



**PLUS  
REWARD  
STICKERS!**



**Looking for more?**  
Get hundreds of activities in  
the full Dr. Seuss workbooks.



Circle one thing under each animal. Then write why they need it.



---

---

---

---

---

---

Write about two things that you need and explain why.

1. \_\_\_\_\_

\_\_\_\_\_

2. \_\_\_\_\_

\_\_\_\_\_


# I'm the Only Me

What are four things you can do that many people can't do?

1. \_\_\_\_\_
2. \_\_\_\_\_
3. \_\_\_\_\_
4. \_\_\_\_\_

What are two things that make you special?

1. \_\_\_\_\_  
\_\_\_\_\_
2. \_\_\_\_\_  
\_\_\_\_\_



Circle three things they can use to get to the other side of the fence.



Which way makes the most sense?

---

Which way would be the most fun?

---

Which way would be the most difficult?

---

Which way would be the easiest?

---

Dr. Seuss  
**WORKBOOKS**

A COMPLETE LEARNING WORKBOOK WITH **300+ ACTIVITIES!**

Dr. Seuss Workbook  
**PRESCHOOL**

Ages  
3-5

A COMPLETE LEARNING WORKBOOK WITH **300+ ACTIVITIES!**

Dr. Seuss Workbook  
**KINDERGARTEN**

Ages  
5-6

COMPLETE LEARNING WITH **260+ ACTIVITIES!**

Dr. Seuss Workbook  
**GRADE 1**

COMPLETE LEARNING WITH **260+ ACTIVITIES!**

Dr. Seuss Workbook  
**GRADE 2**

**Skills Include:**


- Spelling & Phonics
- Reading
- Writing
- Basic Math
- Science
- Exploring Emotions

**PLUS  
REWARD  
STICKERS!**

**Skills Include:**

- Spelling & Grammar
- Writing
- Reading
- Math
- Science
- Exploring Emotions


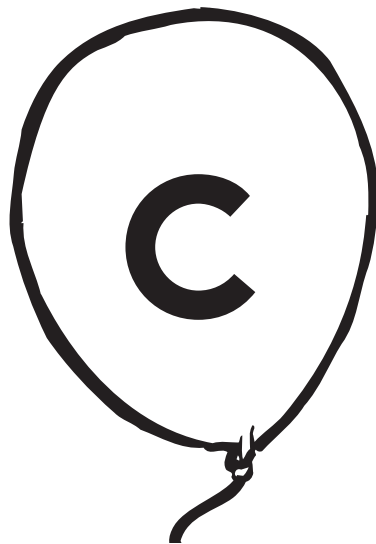



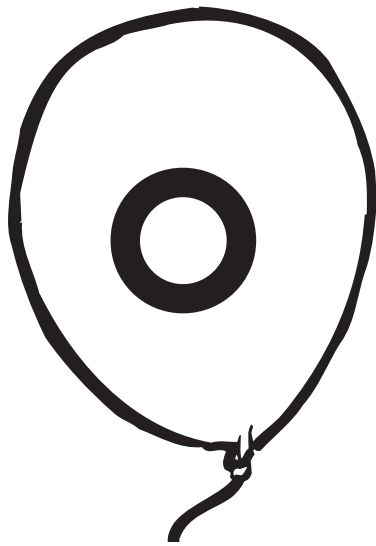



**PLUS  
REWARD  
STICKERS!**



**Looking for more?**  
Get hundreds of activities in  
the full Dr. Seuss workbooks.



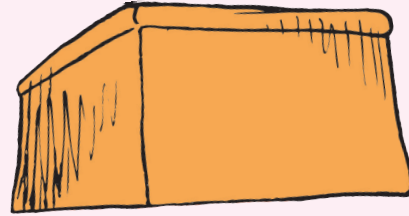
Color all the balloons with vowels.




Circle the word for each thing with a short o sound.



tag  
top  
tin



box  
bit  
bot



fix  
fox  
for



pam  
pat  
pot

Circle all the words that have the letter A in them.

pine

bat

pan

sat

rug

bin

rake

sun

happy

stare

bite

fine

rate

fun

rot

jog





Which letters are silent? Read the words out loud, then circle all the silent letters.

write

knit

night

knife

light

lamb

island

ghost

comb

yolk



Write other words with silent letters you can think of.

---

---

---



Dr. Seuss  
**WORKBOOKS**

A COMPLETE LEARNING WORKBOOK WITH **300+ ACTIVITIES!**

Dr. Seuss Workbook  
**PRESCHOOL**

Ages  
3-5

A COMPLETE LEARNING WORKBOOK WITH **300+ ACTIVITIES!**

Dr. Seuss Workbook  
**KINDERGARTEN**

Ages  
5-6

COMPLETE LEARNING WITH **260+ ACTIVITIES!**

Dr. Seuss Workbook  
**GRADE 1**

COMPLETE LEARNING WITH **260+ ACTIVITIES!**

Dr. Seuss Workbook  
**GRADE 2**

**Skills Include:**


- Spelling & Phonics
- Reading
- Writing
- Basic Math
- Science
- Exploring Emotions

**PLUS  
REWARD  
STICKERS!**

**Skills Include:**

- Spelling & Grammar
- Writing
- Reading
- Math
- Science
- Exploring Emotions

**PLUS  
REWARD  
STICKERS!**



**Looking for more?**  
Get hundreds of activities in  
the full Dr. Seuss workbooks.





The Cat in the Hat's Learning Library™

# My Science Log

Name:

---

Topic:

---

Date:

---



[www.seussville.com](http://www.seussville.com)

[www.randomhouse.com/kids](http://www.randomhouse.com/kids)



## 1. Ask a Question

What do you want to know? What are you curious about? Why should we test this?



---

---

---

---

---

---

---

## 2. Make a Prediction

What do you think will happen? Why?



---

---

---

---

---

---

---

### 3. Perform a Test

How will you perform the experiment and measure your data?

---

---

---

---

---

---

---

---

---

---

---

---

---

---

---

---

---

---

---

---

---


---

---

---

---

---



## 4. Conclude and Reflect

What happened? Did the results agree or disagree with your predictions? What did you learn from this? How can your results be connected to everyday life?

---

---

---

---

---

---

---

---

---

---

---

---

---

---

---

---

---

---

---

---

---

---

---

---

---


---

---

---

---

---



Dr. Seuss properties TM & © 2009 Dr. Seuss Enterprises, L.P. All Rights Reserved.



Read all the books in the Cat in the Hat's Learning Library!  
Visit [www.seussville.com](http://www.seussville.com) for a complete list.