



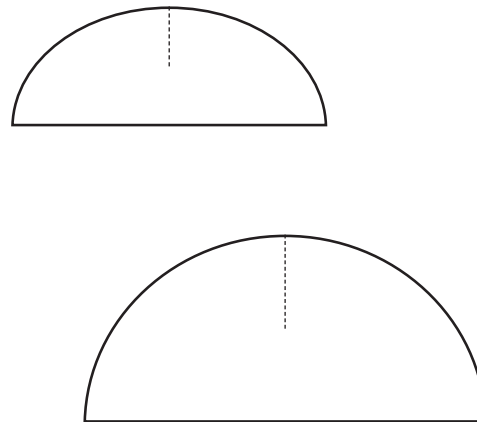



# Make a Birthday Hat for Froggy!

Color in the picture. Cut out the solid lines and decorate your party hat on one side. Slip the tab into the cut slot to form your hat. Tape down the tab. Staple on a length of string to either side. Put it on your head and get ready to celebrate!



# Make Froggy Character Mini-Standees!

Cut out the characters below and their stands. Then cut the tiny lines between the characters' feet as well as the tiny line on the top of the stand. Slip the character into his/her stand and play!



# Birthday Word Search Fun with Froggy!

Help Froggy find the words in the search below!

W I S H A L K R F M F L  
S T P X E J B N R E R U  
I C Z P H T A M I K O T  
C A K E E S F P E X G V  
P N F K P Y K T N V G O  
R D N B I R T H D A Y H  
T L O A N J C G S J Q M  
O E Y N A X R L O G I F  
V S J K T D F A M I L Y  
C H Q O A F D F K F D T  
G L W G P A K T I T B P  
S U R P R I S E A S C Z

1. Froggy
2. Birthday
3. Gifts
4. Candles
5. Cake
6. Friends
7. Surprise
8. Pinata
9. Family
10. Wish

