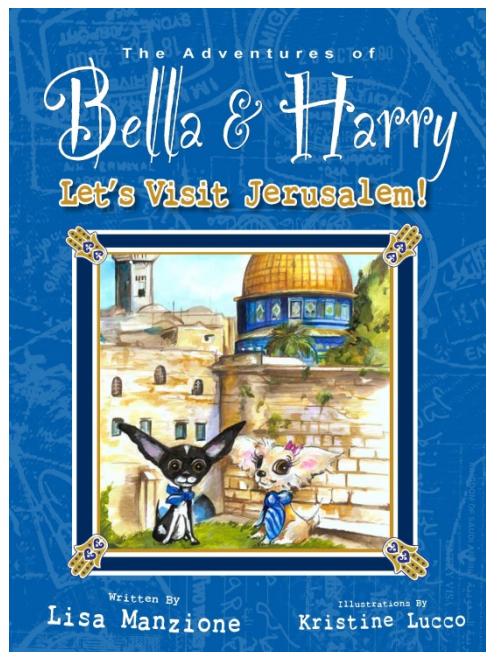


# The Adventures of Bella & Harry:

## Let's Visit Jerusalem!

Written by: Lisa Manzione

Illustrations by: Kristine Lucco



Dear Teacher,

We hope you and your class enjoy reading about Bella & Harry and their visit to Jerusalem. Here are some activities you may wish to do with your class.

### **Background Information for the Teacher:**

The “Bella & Harry” series is an informative, interactive and exciting way to introduce children to travel, different countries, customs, history and landmarks. Traveling the world with these two cute and cuddly Chihuahuas will allow the young reader to gain an appreciation of the world and its cultural diversity.

**Internet:** To learn more about the series, please visit: [www.BellaAndHarry.com](http://www.BellaAndHarry.com).

**Contact Information:** email: [Inquiries@BellaAndHarry.com](mailto:Inquiries@BellaAndHarry.com) or phone 855-235-5211.

The following titles are available (please check our website for updates):

Let’s Visit Paris!	978-1-937616-01-4	Let’s Visit Venice!	978-1-937616-02-1
Let’s Visit London!	978-1-937616-03-8	Let’s Visit Cairo!	978-1-937616-04-5
Let’s Visit Athens!	978-1-937616-05-2	Let’s Visit Barcelona!	978-1-937616-06-9
Let’s Visit Edinburgh!	978-1-937616-07-6	Let’s Visit Rome!	978-1-937616-08-3
Let’s Visit Istanbul!	978-1-937616-09-0	Let’s Visit Jerusalem!	978-1-937616-00-7
Let’s Visit Dublin!	978-1-937616-51-9	Let’s Visit Maui!	978-1-937616-52-6
Let’s Visit St. Petersburg!	978-1-937616-53-3	Let’s Visit Vancouver!	978-1-937616-54-0
Let’s Visit Berlin!	978-1-937616-55-7	Let’s Visit Beijing!	978-1-937616-56-4
	Let’s Visit Rio de Janeiro!		978-1-937616-57-1
	Christmas in New York City!		978-1-937616-58-8

### **Activities:**

1. **Compare and Contrast** - After reading *The Adventures of Bella & Harry: Let’s Visit Jerusalem!*, students can use the attached Venn Diagram to compare and contrast Jerusalem with a city in the United States. If you have read more than one adventure, you may want to compare and contrast those two cities as well.
2. **Comprehension** - Use the attached sheet to answer questions about the story.
3. **Vocabulary** - Use the attached sheet to match Hebrew words with the correct definition.
4. **Crossword Puzzle** - Use the attached crossword puzzle to fill in the blanks.
5. **Writing Assignment** - Use the attached sheet to help your students express what they have learned.

### **Extensions:**

- ~ Have a cultural day and try a variety of Israeli foods.
- ~ Use books and the internet to research Jerusalem, Israel or the Middle East.
- ~ Do a research project on King David or King Solomon.
- ~ Have students create a model of a well-known building and research more about it.
- ~ Choose one of the four quarters of the “Old City” and research more about it.

Name: \_\_\_\_\_ Date: \_\_\_\_\_

## Facts about Jerusalem

**Directions:** Think back about the story and then answer the following questions.

1. Where is Jerusalem located? \_\_\_\_\_  
\_\_\_\_\_
2. Because the weather is very hot during the summer, what are some items a tourist should make sure to have with them? \_\_\_\_\_  
\_\_\_\_\_
3. Who was Herod the Great and what was he known for? \_\_\_\_\_  
\_\_\_\_\_
4. How did the “Snake Path” get its name? Where does it go to? \_\_\_\_\_  
\_\_\_\_\_
5. Why do they call one area of water the Dead Sea? \_\_\_\_\_  
\_\_\_\_\_
6. Name the four quarters of the “Old City” of Jerusalem. \_\_\_\_\_  
\_\_\_\_\_
7. What is a synagogue? \_\_\_\_\_
8. What is in the cracks of the Western Wall and why? \_\_\_\_\_  
\_\_\_\_\_
9. Who was King David? \_\_\_\_\_  
\_\_\_\_\_
10. What was something you learned about Jerusalem that you found interesting? \_\_\_\_\_  
\_\_\_\_\_

Name \_\_\_\_\_ Date \_\_\_\_\_

## Jerusalem Vocabulary Matching

**Directions:** Match the Hebrew words and phrases to their meaning.

- |                   |                             |
|-------------------|-----------------------------|
| 1. ____ Ken       | A) Hello, Good-bye or Peace |
| 2. ____ Shalom    | B) Good morning             |
| 3. ____ Boker tov | C) Please or You're welcome |
| 4. ____ Lo        | D) No                       |
| 5. ____ Mazel Tov | E) Congratulations          |
| 6. ____ Erev tov  | F) Yes                      |
| 7. ____ Bevakasha | G) Good evening             |


Pretend you are in Jerusalem. Draw and label three things you might see if you were there.

--	--	--

Name \_\_\_\_\_ Date \_\_\_\_\_

## Bella & Harry

### Let's Visit Jerusalem!



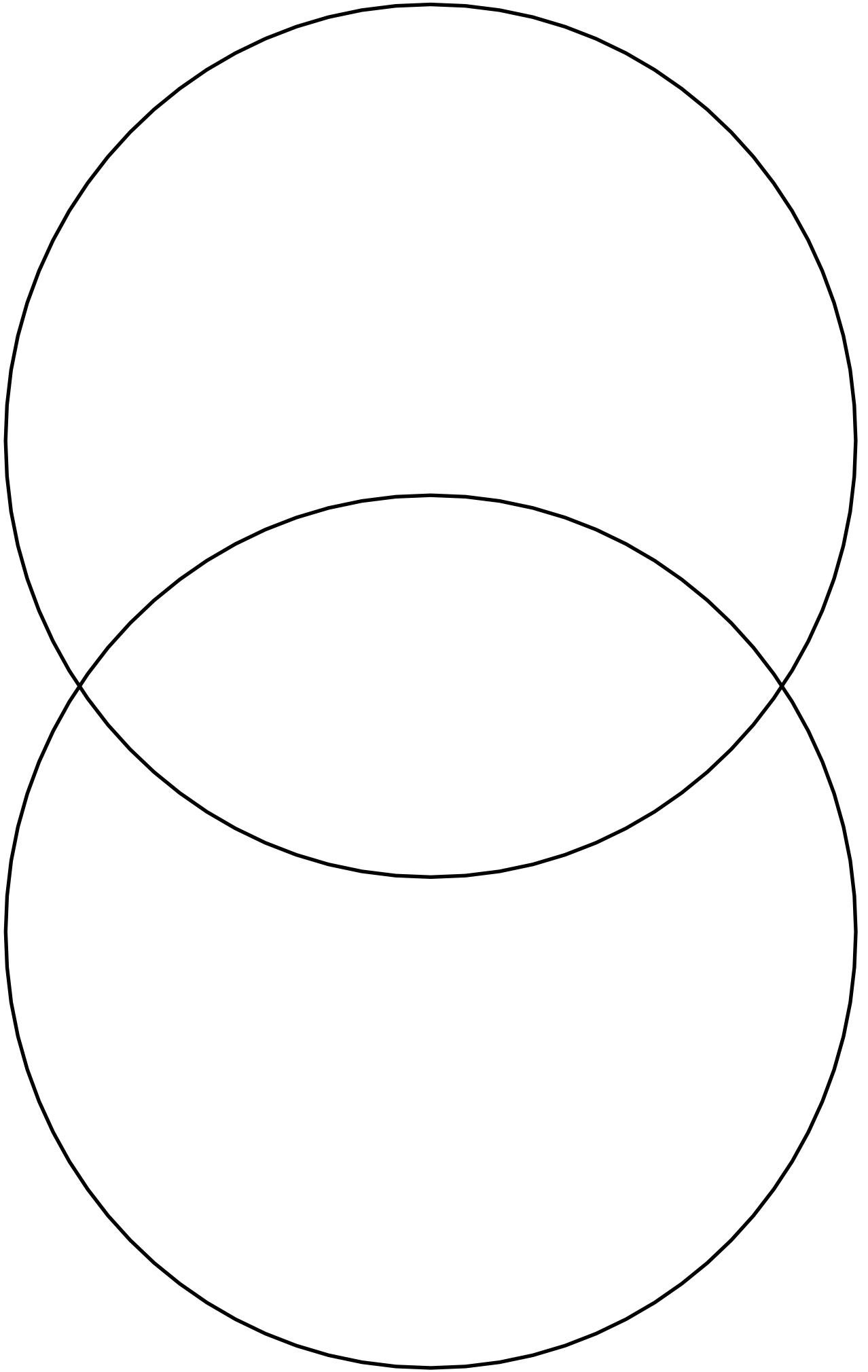
#### ACROSS

1. Jerusalem is located in \_\_\_\_\_.
2. Masada means \_\_\_\_\_ in Hebrew.
5. The Old City has \_\_\_\_\_ walls around it.
7. King \_\_\_\_\_ was king for over 40 years.
8. Hezekiah's \_\_\_\_\_ was used to bring water from one side of the city to another.
9. Baba ganoush is an \_\_\_\_\_ spread.

#### DOWN

3. A group called the \_\_\_\_\_ lived at Masada.
4. The Dead Sea is very \_\_\_\_\_.
5. The First Temple was built by King \_\_\_\_\_.
6. The Western Wall is also known as the \_\_\_\_\_.

# Venn Diagram





Name: \_\_\_\_\_

Date: \_\_\_\_\_

## ANSWER KEY

### Facts about Jerusalem

**Directions:** Think back about the story and then answer the following questions.

1. Where is Jerusalem located? **In Israel (which is located in the Middle East).**
  2. Because the weather is very hot during the summer, what are some items a tourist should make sure to have with them? **A hat and lots of water.**
  3. Who was Herod the Great and what was he known for? **He was a Judean king thousands of years ago. He was a great builder (built Masada, forts, palaces, cities).**
  4. How did the “Snake Path” get its name? Where does it go to? **It is a path that has lots of curves like a snake and leads to Masada, on the top of the mountain.**
  5. Why do they call one area of water the Dead Sea? **The high amount of salt in the water prevents life forms from living in it.**
  6. Name the four quarters of the “Old City” of Jerusalem. **Jewish, Muslim, Armenian, and Christian.**
  7. What is a synagogue? **A place where people of the Jewish faith go to worship.**
  8. What is in the cracks of the Western Wall and why? **Notes from people all over the world. They hope that their prayers will be answered.**
  9. Who was King David? **A king for over 40 years. He chose Jerusalem as the capital of Israel over 3,000 years ago.**
  10. What was something you learned about Jerusalem that you found interesting? \_\_\_\_\_
-



Name \_\_\_\_\_ Date \_\_\_\_\_

## ANSWER KEY

### Jerusalem Vocabulary Matching

**Directions:** Match the Hebrew words and phrases to their meaning.

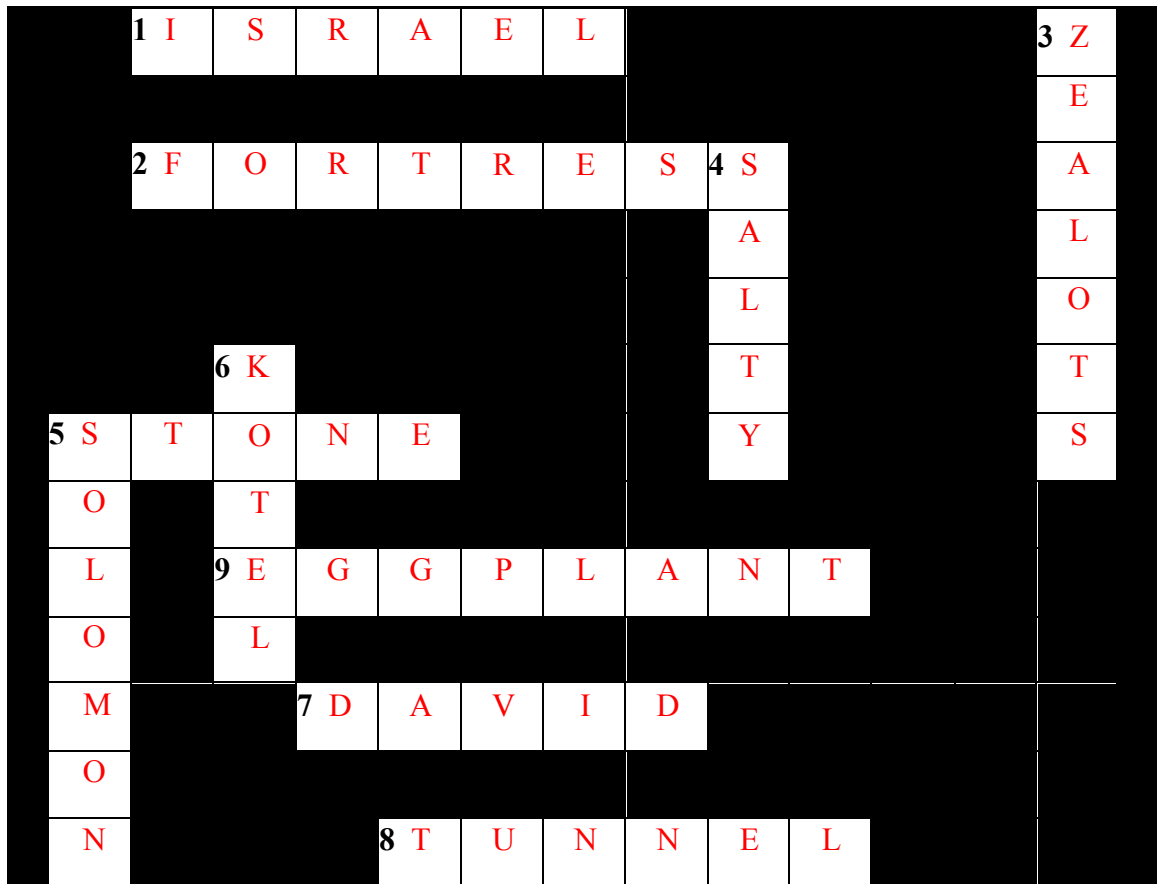
- |                       |                             |
|-----------------------|-----------------------------|
| 1. <b>F</b> Ken       | A) Hello, Good-bye or Peace |
| 2. <b>A</b> Shalom    | B) Good morning             |
| 3. <b>B</b> Boker tov | C) Please or You're welcome |
| 4. <b>D</b> Lo        | D) No                       |
| 5. <b>E</b> Mazel Tov | E) Congratulations          |
| 6. <b>G</b> Erev tov  | F) Yes                      |
| 7. <b>C</b> Bevakasha | G) Good evening             |

Name \_\_\_\_\_ Date \_\_\_\_\_

**ANSWER KEY**

**Bella & Harry**

**Let's Visit Jerusalem!**



**ACROSS**

**DOWN**

- |  |   |
|--|---|
| <ol style="list-style-type: none"> <li>1. Jerusalem is located in ____.</li> <li>2. Masada means ____ in Hebrew.</li> <li>5. The Old City has ____ walls around it.</li> <li>7. King ____ was king for over 40 years.</li> <li>8. Hezekiah's ____ was used to bring water from one side of the city to another.</li> <li>9. Baba ganoush is an ____ spread.</li> </ol> | <ol style="list-style-type: none"> <li>3. A group called the ____ lived at Masada.</li> <li>4. The Dead Sea is very ____.</li> <li>5. The First Temple was built by King ____.</li> <li>6. The Western Wall is also known as the ____.</li> </ol> |
|--|---|