


The Adventures of Bella & Harry:

Let's Visit Maui!

Written by: Lisa Manzione

Illustrations by: Kristine Lucco



Dear Teacher,

We hope you and your class enjoy reading about Bella & Harry and their visit to Maui. Here are some activities you may wish to do with your class.

Background Information for the Teacher:

The “Bella & Harry” series is an informative, interactive and exciting way to introduce children to travel, different countries, customs, history and landmarks. Traveling the world with these two cute and cuddly Chihuahuas will allow the young reader to gain an appreciation of the world and its cultural diversity.

Internet: To learn more about the series, please visit: www.BellaAndHarry.com.

Contact Information: email: Inquiries@BellaAndHarry.com or phone 855-235-5211.

The following titles are available (please check our website for updates):

Let's Visit Paris!	978-1-937616-01-4	Let's Visit Venice!	978-1-937616-02-1
Let's Visit London!	978-1-937616-03-8	Let's Visit Cairo!	978-1-937616-04-5
Let's Visit Athens!	978-1-937616-05-2	Let's Visit Barcelona!	978-1-937616-06-9
Let's Visit Edinburgh!	978-1-937616-07-6	Let's Visit Rome!	978-1-937616-08-3
Let's Visit Istanbul!	978-1-937616-09-0	Let's Visit Jerusalem!	978-1-937616-00-7
Let's Visit Dublin!	978-1-937616-51-9	Let's Visit Maui!	978-1-937616-52-6
Let's Visit St. Petersburg!	978-1-937616-53-3	Let's Visit Vancouver!	978-1-937616-54-0
Let's Visit Berlin!	978-1-937616-55-7	Let's Visit Beijing!	978-1-937616-56-4
	Let's Visit Rio de Janeiro!		978-1-937616-57-1
	Christmas in New York City!		978-1-937616-58-8

Activities:

1. **Compare and Contrast** - After reading *The Adventures of Bella & Harry: Let's Visit Maui!*, students can use the attached Venn Diagram to compare and contrast Maui with another city in the United States. If you have read more than one adventure, you may want to compare and contrast those two cities as well.
2. **Comprehension** - Use the attached sheet to answer questions about the story.
3. **Vocabulary** - Use the attached sheet to match Hawaiian words with the correct definition.
4. **Crossword Puzzle** - Use the attached crossword puzzle to fill in the blanks.
5. **Writing Assignment** - Use the attached sheet to help your students express what they have learned.

Extensions:

- ~ Have a cultural day and try a variety of Hawaiian foods.
- ~ Use books and the internet to research Maui or Hawaii.
- ~ Have students think of other places they would like to learn more about.
- ~ Create a journal pretending the student is visiting Maui. Have them document what they see and do.

Name: _____

Date: _____

Facts about Maui

Directions: Think back about the story and then answer the following questions.

1. Where is Maui ? _____

2. What is the name of the famous road (or highway) that people travel? _____

3. What are the two languages spoken in Maui? _ _____

4. How many main islands are there? _____

5. Bella and Harry visit a black sand beach. Why is the sand black? _____

6. What is the name of the world's largest dormant (not active right now) volcano?

7. Explain how 'Hula Dancing' is more than just dancing. _____

8. What is a luau? _____

9. Name at least two food items you might see if you were at a luau. _____

10. What was something that you learned about Maui that you found interesting?

Name _____ Date _____

Hawaiian Vocabulary Matching

Directions: Match the Hawaiian words and phrases to their meaning.

- | | |
|------------------------|----------------------|
| 1. ___ Aloha | A) Good morning |
| 2. ___ 'Ae | B) Good evening |
| 3. ___ A'ole | C) Thank you |
| 4. ___ Aloha kakahiaka | D) Yes |
| 5. ___ Aloha 'auinala | E) You're welcome |
| 6. ___ Aloha ahiahi | F) Hello or good-bye |
| 7. ___ Mahalo | G) Good afternoon |
| 8. ___ A'ole pilikia | H) No |


Pretend you are in Maui. Draw and label three things you might see if you were there.

--	--	--

Name _____ Date _____

Bella & Harry

Let's Visit Maui!



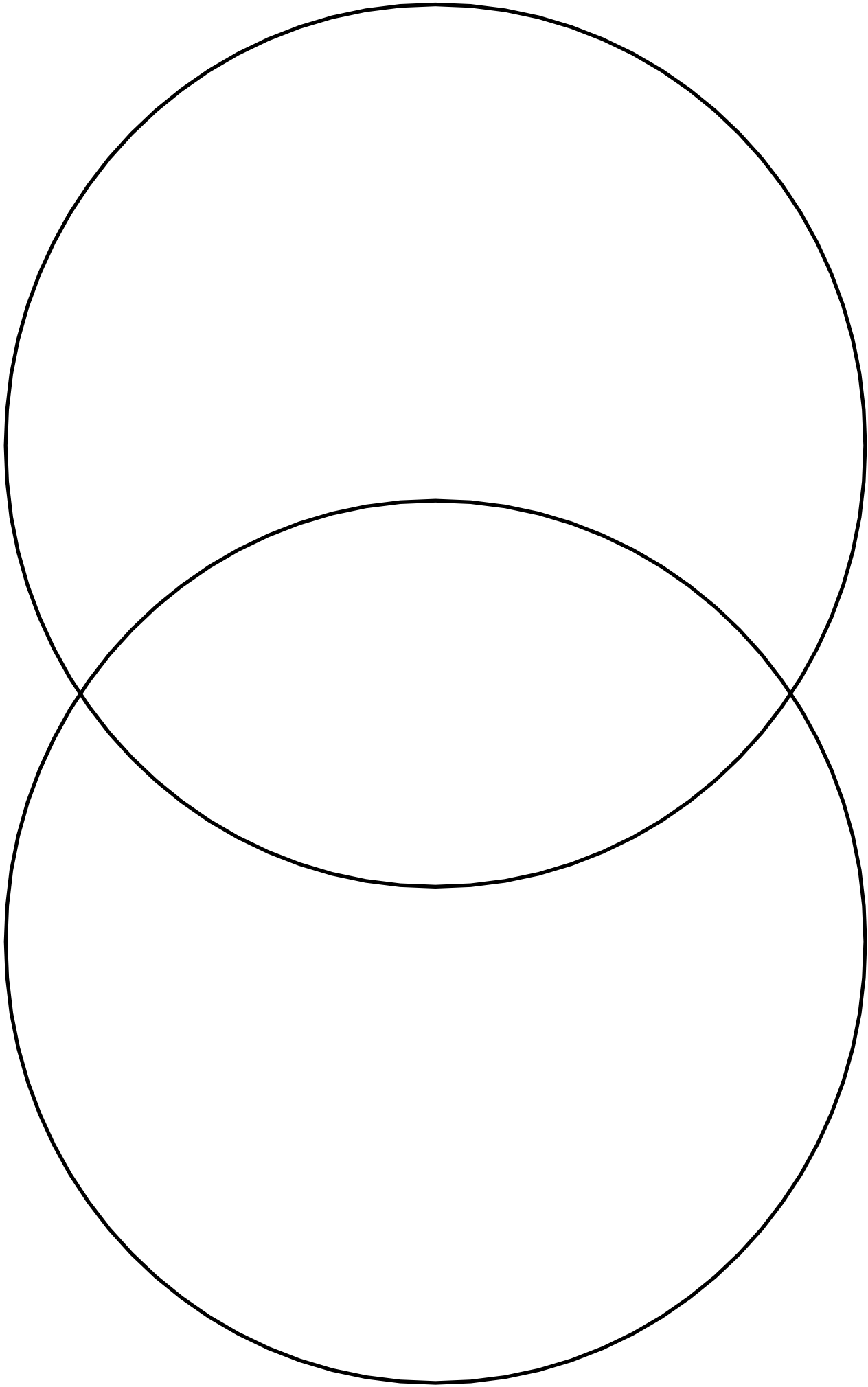
ACROSS

1. This word is used to say "hello" in Maui
2. There are a lot of _____ in Hawaii
4. There are _____ main Hawaiian Islands
6. _____ are Hawaiian geese
8. At a _____ there is a lot of food
10. _____ sand is made where lava from an active volcano and ocean water meet

DOWN

3. The 2 languages spoken in Maui are English and _____
5. _____ means inactive or sleeping
7. A famous type of dance in Maui
9. _____ forms when hot lava mixes with the cool ocean water

Venn Diagram



Name _____ Date _____

Summarize the Story

Directions: In your own words, summarize the story. Remember to include the important facts and information that you learned.



Name: _____

Date: _____

ANSWER KEY

Facts about Maui

Directions: Think back about the story and then answer the following questions.

1. Where is Maui? **Maui is one of the main Hawaiian islands located in the Pacific Ocean.**
2. What is the name of the famous road (or highway) that people travel? **The Hana Highway.**
3. What are the two languages spoken in Maui? **English and Hawaiian.**
4. How many main islands are there? **There are eight main islands.**
5. Bella and Harry visit a black sand beach. Why is the sand black? **Black sand beaches were formed when the lava from an active volcano and the ocean water came together.**
6. What is the name of the world's largest dormant (not active right now) volcano? **Haleakala Volcano, or the East Maui Volcano.**
7. Explain how 'Hula Dancing' is more than just dancing. **When people hula dance they are moving in a specific way (moving their hips and hands together in a smooth motion) and a story is being told.**
8. What is a luau? **A luau is a traditional Hawaiian feast or party.**
9. Name at least two food items you might see if you were at a luau. **You might find poi (boiled taro root), poke (raw seasoned seafood), lomi lomi salmon (salmon, tomato, and Maui onion), Kalua Pork, haupia (coconut pudding), pineapples, papayas, mangos, lychees and coconuts.**
10. What was something that you learned about Maui that you found interesting?

Name _____ Date _____

ANSWER KEY

Hawaiian Vocabulary Matching

Directions: Match the Hawaiian words and phrases to their meaning.

- | | |
|-----------------------------|----------------------|
| 1. F Aloha | A) Good morning |
| 2. D 'Ae | B) Good evening |
| 3. H A'ole | C) Thank you |
| 4. A Aloha kakahiaka | D) Yes |
| 5. G Aloha 'auinala | E) You're welcome |
| 6. B Aloha ahiahi | F) Hello or good-bye |
| 7. C Mahalo | G) Good afternoon |
| 8. E A'ole pilikia | H) No |

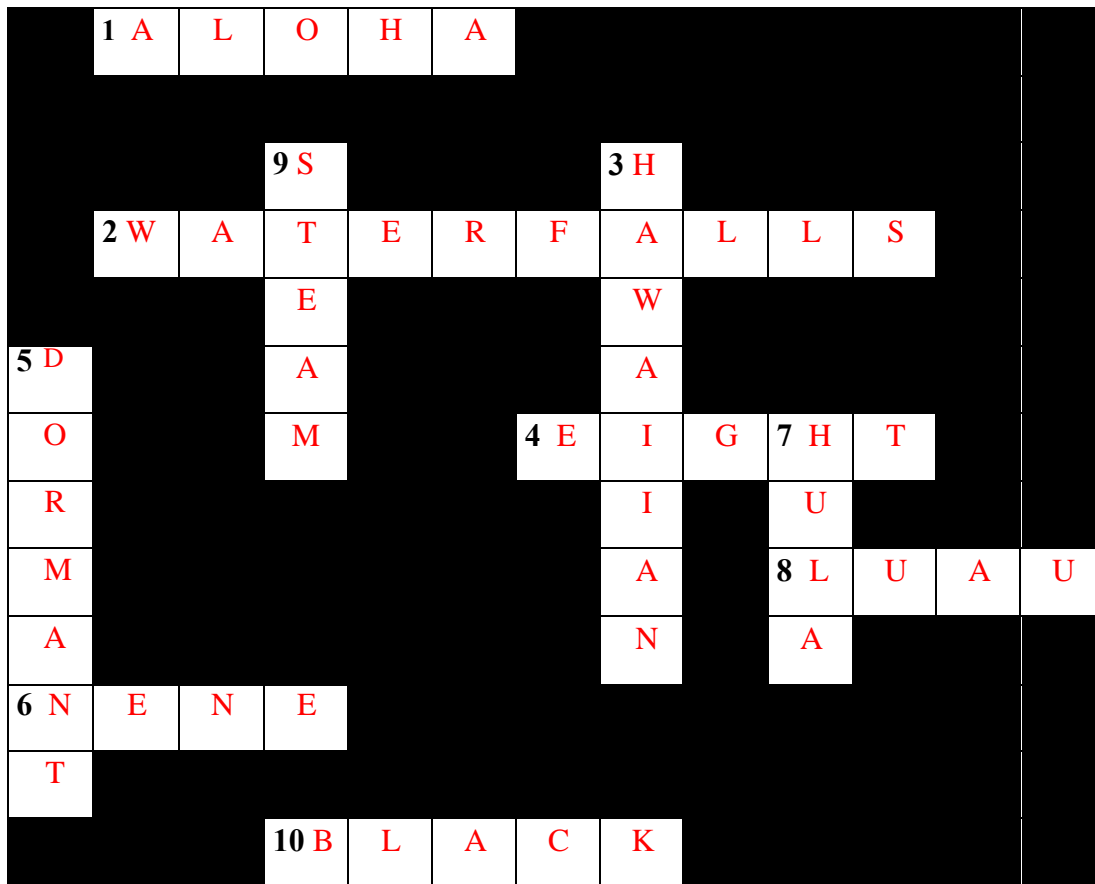
Pretend you are in Maui. Draw and label three things you might see if you were there. **Answers will vary.**

Name _____ Date _____

ANSWER KEY

Bella & Harry

Let's Visit Maui!



ACROSS

1. This word is used to say "hello" in Maui
2. There are a lot of _____ in Hawaii
4. There are _____ main Hawaiian Islands
6. _____ are Hawaiian geese
8. At a _____ there is a lot of food
10. _____ sand is made where lava from an active volcano and ocean water meet

DOWN

3. The 2 languages spoken in Maui are English and _____
5. _____ means inactive or sleeping
7. A famous type of dance in Maui
9. _____ forms when hot lava mixes with the cool ocean water