


The Adventures of Bella & Harry: Let's Visit Venice!

Written by: Lisa Manzione

Illustrations by: Kristine Lucco



Dear Teacher,

We hope you and your class enjoy reading about Bella & Harry and their visit to Venice. Here are some activities you may wish to do with your class.

Background Information for the Teacher:

The “Bella & Harry” series is an informative, interactive and exciting way to introduce children to travel, different countries, customs, history and landmarks. Traveling the world with these two cute and cuddly Chihuahuas will allow the young reader to gain an appreciation of the world and its cultural diversity.

Internet: To learn more about the series, please visit: www.BellaAndHarry.com.

Contact Information: email: Inquiries@BellaAndHarry.com or phone 855-235-5211.

The following titles are available (please check our website for updates):

Let’s Visit Paris!	978-1-937616-01-4	Let’s Visit Venice!	978-1-937616-02-1
Let’s Visit London!	978-1-937616-03-8	Let’s Visit Cairo!	978-1-937616-04-5
Let’s Visit Athens!	978-1-937616-05-2	Let’s Visit Barcelona!	978-1-937616-06-9
Let’s Visit Edinburgh!	978-1-937616-07-6	Let’s Visit Rome!	978-1-937616-08-3
Let’s Visit Istanbul!	978-1-937616-09-0	Let’s Visit Jerusalem!	978-1-937616-00-7
Let’s Visit Dublin!	978-1-937616-51-9	Let’s Visit Maui!	978-1-937616-52-6
Let’s Visit St. Petersburg!	978-1-937616-53-3	Let’s Visit Vancouver!	978-1-937616-54-0
Let’s Visit Berlin!	978-1-937616-55-7	Let’s Visit Beijing!	978-1-937616-56-4
	Let’s Visit Rio de Janeiro!		978-1-937616-57-1
	Christmas in New York City!		978-1-937616-58-8

Activities:

1. **Compare and Contrast** - After reading *The Adventures of Bella & Harry: Let’s Visit Venice!*, students can use the attached Venn Diagram to compare and contrast Venice with a city in the United States. If you have read more than one adventure, you may want to compare and contrast those two cities as well.
2. **Comprehension** - Use the attached sheet to answer questions about the story.
3. **Vocabulary** - Use the attached sheet to match Italian words with the correct definition.
4. **Crossword Puzzle** - Use the attached crossword puzzle to fill in the blanks.
5. **Writing Assignment** - Use the attached sheet to help your students express what they have learned.

Extensions:

- ~ Look up and research different countries that start with the letter “T”.
- ~ Use books and the internet to research Venice or Italy.
- ~ Have students think of other places they would like to learn more about.
- ~ Create a newspaper article about Venice.

Name: _____

Date: _____

Facts about Venice

Directions: Think about the story and then answer the following questions.

1. Italy is located on the continent of _____.
2. When you look at a map, what does Italy look like? _____.
3. If there are no cars in Venice, how do people get around? _____

4. What is a **gondola**? _____
5. What does the symbol of St. Mark, the patron saint of Venice, look like?

6. What 3 colors are in the Italian flag? _____
7. How long ago was the Rialto Bridge built? _____
8. What do many people wear during the “Carnevale di Venezia” carnival? _____

9. What is **gelato**? _____
10. What was something you learned from the book that you found interesting?

Name _____ Date _____

Venice Vocabulary Matching


Directions: Match the Italian words and phrases to the correct definition.

- | | |
|------------------------------|----------------------------|
| 1. ___Ciao! or Pronto! | A) Small dog |
| 2. ___Arrivederci | B) I love my family. |
| 3. ___Grazie | C) Dog |
| 4. ___Prego or Per favore | D) Do you speak Italian? |
| 5. ___Cane | E) Thank you |
| 6. ___Cane di Piccola Taglia | F) Good-bye |
| 7. ___Parli Italiano? | G) I do not speak Italian. |
| 8. ___Io non parlo Italiano. | H) Please |
| 9. ___Amo la mia famiglia. | I) Hello! |

Name _____ Date _____

The Adventures of Bella & Harry:

Let's Visit Venice!



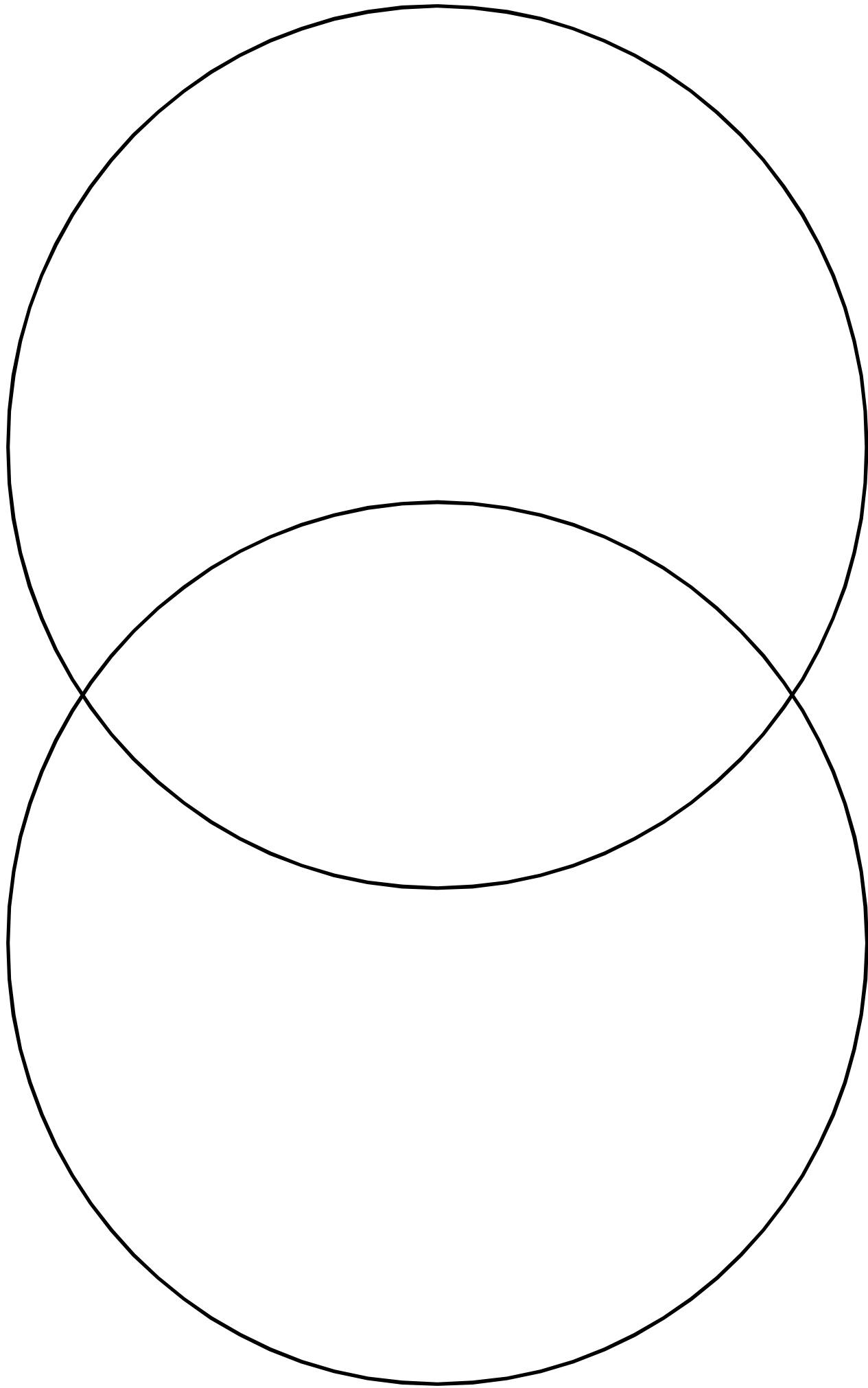
ACROSS

1. The continent Italy is located in.
3. Streets made of water.
6. The colors of the Italian flag are red, white, and _____.
9. An Italian food enjoyed by many people.

DOWN

2. On a map, Italy looks like a _____.
4. A gondola is a type of _____.
5. Piazza St. Marco is also known as St. Mark's _____.
7. Many people wear _____ during the carnival called Carnevale di Venezia.
8. The Italian word for ice cream.
10. Italian word for "thank you".

Venn Diagram



Name: _____

Date: _____

Facts about Venice **Answer Key**

Directions: Think back about the story and then answer the following questions.

1. Italy is located on the continent of Europe.
2. When you look at a map, what does Italy look like? A boot.
3. If there are no cars in Venice, how do people get around? They walk through the streets or ride in gondolas through the canals.
4. What is a **gondola**? A boat that transports you through Venice.
5. What does the symbol of St. Mark, the patron saint of Venice, look like? A lion with wings.
6. What 3 colors are in the Italian flag? Red, white, and green.
7. How long ago was the Rialto Bridge built? Over 400 years ago.
8. What do many people wear during the “Carnevale di Venezia” carnival? They wear masks.
9. What is **gelato**? The Italian word for ice cream.
10. What was something you learned from the book that you found interesting?

Name _____ Date _____

Answer Key

Venice Vocabulary Matching

Directions: Match the Italian words and phrases to the correct definition.

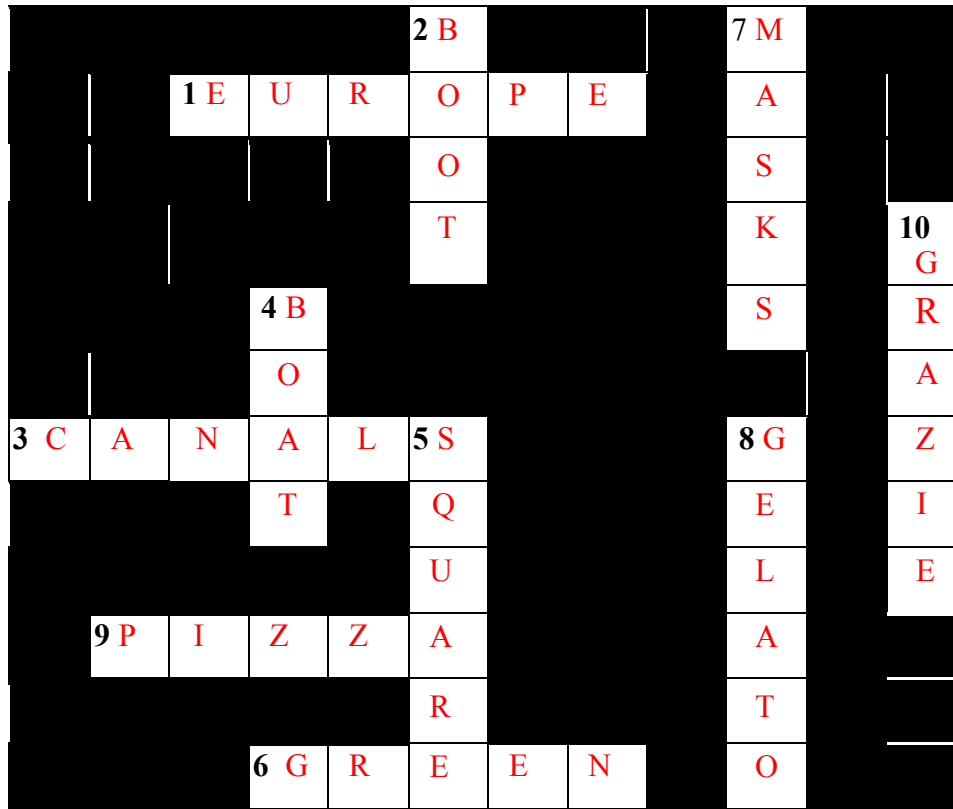
- | | |
|------------------------------------|----------------------------|
| 1. <u>I</u> Ciao! or Pronto! | A) Small dog |
| 2. <u>F</u> Arrivederci | B) I love my family. |
| 3. <u>E</u> Grazie | C) Dog |
| 4. <u>H</u> Prego or Per favore | D) Do you speak Italian? |
| 5. <u>C</u> Cane | E) Thank you |
| 6. <u>A</u> Cane di Piccola Taglia | F) Good-bye |
| 7. <u>D</u> Parli Italiano? | G) I do not speak Italian. |
| 8. <u>G</u> lo non parlo Italiano. | H) Please |
| 9. <u>B</u> Amo la mia famiglia. | I) Hello! |

Name _____ Date _____

The Adventures of Bella & Harry:

ANSWER KEY

Let's Visit Venice!



ACROSS

1. The continent Italy is located in.
3. Streets made of water.
6. The colors of the Italian flag are red, white, and _____.
9. An Italian food enjoyed by many people.

DOWN

2. On a map, Italy looks like a _____.
4. A gondola is a type of _____.
5. Piazza St. Marco is also known as St. Mark's _____.
7. Many people wear _____ during the carnival called Carnevale di Venezia.
8. The Italian word for ice cream.
10. Italian word for "thank you".

